

About BioSyent

Listed on the Toronto Venture Exchange under the trading symbol "RX", BioSyent is a profitable growth oriented specialty pharmaceutical company which searches the globe to in-license or acquire innovative pharmaceutical products that have been successfully developed, are safe and effective, and have a proven track record of improving the lives of patients and supporting the healthcare professionals that treat them. These products occupy a niche in the market, provide novel technological or therapeutic advantages, are unique due to the complexity of the manufacturing process, and are backed by strong partners who hold intellectual property rights that are defensible. BioSyent is focused on Canada and certain other international regions.

Once a product of interest has been found, BioSyent acquires the exclusive rights to the product and manages it through governmental regulatory approval process. Once approved, BioSyent commercializes the product throughout the territories.

BioSyent's business model is structured to minimize risk and to produce consistent, profitable growth. For the three years ending December 31, 2017, the Company experienced a compound annual revenue growth rate (CAGR) of 19% while delivering a NIAT CAGR of 18% during the same period.

At a Glance - Financial Information

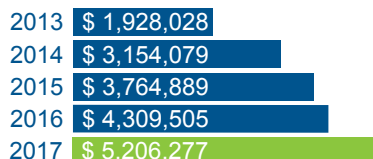
Revenue



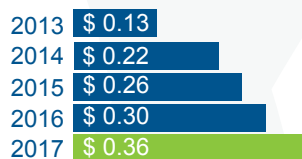
Cash Generation



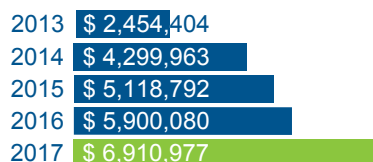
Net Income After Tax



Earnings Per Share (Diluted)



EBIDTA



For the fifth consecutive year in 2017, BioSyent was named as one of Canada's fastest growing companies in the PROFIT 500 rankings with a 5 year growth rate of 538%.

At a Glance - Stock Information

Exchange & Trading Symbol	TSXV: RX
Recent Closing Price (13/08/2018)	\$9.55
52 Week High / Low	\$11.00 / \$8.00
Current Shares	14,519,603
Market Cap	\$138,662,209
Warrants	0
Options (13/08/2018)	153,117
Fully Diluted (13/08/2018)	14,672,720

BioSyent's Products

Domestic Market



International Market



At a Glance - 5 Years of Growth

	2012 (Base Year)	2017	5 Year Change
Revenue	\$ 5.0M	\$ 20.8M	4.2x
# of Marketed Pharma Products	2	8	4.0x
Net Income Before Tax (NIBT)	\$ 1.4M	\$ 6.9M	4.9x
Cash Generation	\$ 1.3M	\$ 5.6M	4.3x
Cash	\$ 2.3M	\$ 19.3M	8.4x
Debt	\$ 0	\$ 0	-
Fully Diluted Shares*	14,476,195	14,637,506	+1.11%
Diluted EPS	\$ 0.11	\$ 0.36	3.3x

*Last equity financing - 2002

Contact Information

Investor Relations

905.206.0013 x323
 Investors@BioSyent.com
 www.BioSyent.com

Address

520 – 170 Attwell Drive
 Toronto, Ontario
 M9W 5Z5, Canada